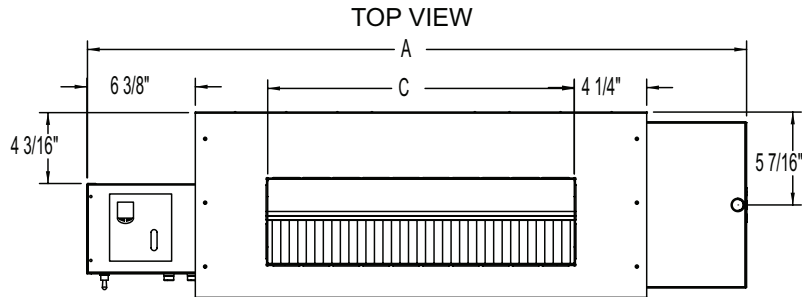


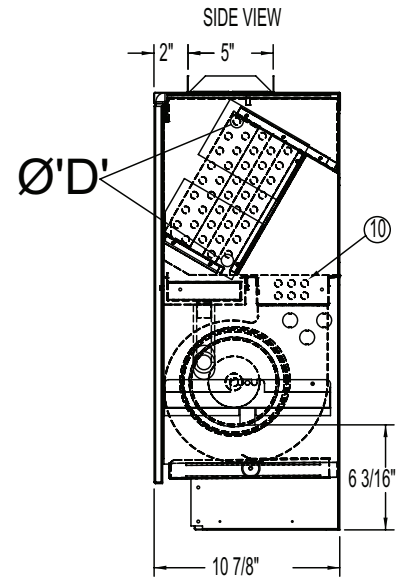
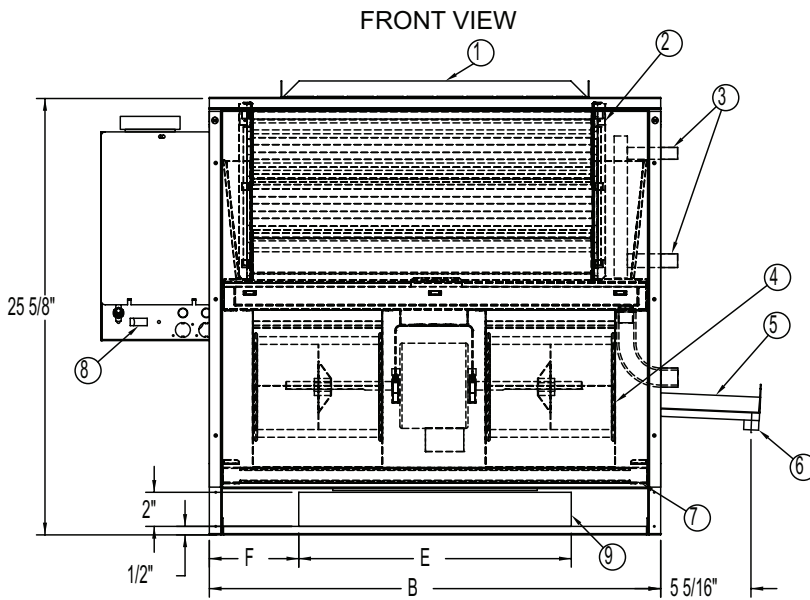
DIMENSIONS

VBC CONCEALED FLOOR

Redefine your comfort zone™ | www.titus-hvac.com



1. Supply Air Flange = "C"
2. Coil
3. Coil Connections (2-Pipe Shown)
4. Motor/Blower(s) Assembly
5. Auxiliary Condensate Tray
6. Condensate Connection
7. Filter
8. Control box
9. Fresh Air Damper Opening (optional) = 2" x "E"
10. Electric Heaters (optional)



Note: Right Hand Unit Shown

Model	Dimensions (inches)							Approx. Weight (pounds)
	A	B	C	D	E	F	Filter	
VBC02	31¾	19½	11	5/8	12	3¾	17 x 10 x 1	63
VBC03	34¾	22½	14	5/8	12	5¼	20 x 10 x 1	70
VBC04	38¾	26½	18	5/8	12	7¼	24 x 10 x 1	80
VBC06	49¾	37½	29	5/8	24	6¾	35 x 10 x 1	99
VBC08	57¾	45½	37	5/8	24	10¾	43 x 10 x 1	106
VBC10	67¾	55½	47	7/8	36	9¾	2(26) x 10 x 1	136
VBC12	77¾	65½	57	7/8	36	14¾	2(31) x 10 x 1	150

All dimensions are in inches